

VISIBLE METAL DESIGNS CHART

Porcelain Fused to Metal

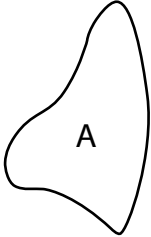
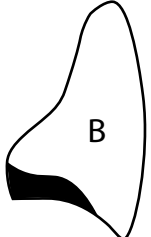
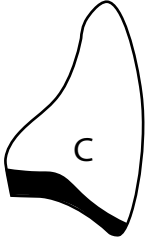
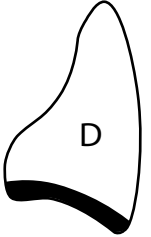
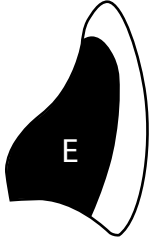
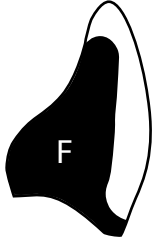

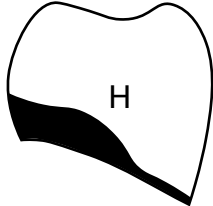

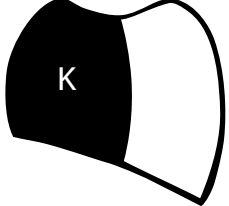



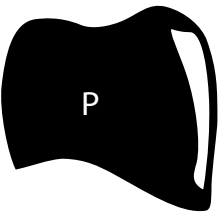
Instructions:

Both the Doctor and the Technician must have a chart.

The Doctor selects the design desired, according to the letter on the chart. This simplifies writing of instructions.

The Technician constructs the case referring to the chart, eliminating misinterpretation.

The identifying letter from the chart should be marked **on the Dr.'s Prescription**

 <p>A</p> <p>Full porcelain, no metal showing.</p>	 <p>B</p> <p>Lingual Gold.</p>	 <p>C</p> <p>Lingual gold, with small labial gold.</p>	 <p>D</p> <p>Narrow gold all around.</p>	 <p>E</p> <p>Full Metal lingual</p>	 <p>F</p> <p>Full Metal lingual with narrow labial gold.</p>
 <p>G</p> <p>Full porcelain, no metal showing.</p>	 <p>H</p> <p>Lingual Gold.</p>	 <p>J</p> <p>Lingual gold, with small labial gold.</p>	 <p>K</p> <p>Lingual cusps metal.</p>		
 <p>L</p> <p>Lingual cusps metal w/narrow buccal gold.</p>	 <p>M</p> <p>Buccal porcelain veneer</p>	 <p>N</p> <p>Buccal porcelain veneer w/narrow buccal gold.</p>	 <p>P</p> <p>Buccal porcelain veneer w/narrow buccal gold, and occlusal gold protection.</p>		